









NL / NLX 1500 - 12 station
NL / NLX 2000 - 12 station
NL / NLX 2500 - 12 station
NL / NLX 3000 - 12 station
NLX 4000
NT 4000 / 4200 / 4250 / 4300 / 5000 / 5400
NZL 2000 / 2500
NZX 2500 - 12 station

Toolholder Program











NL

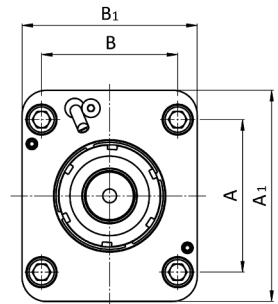
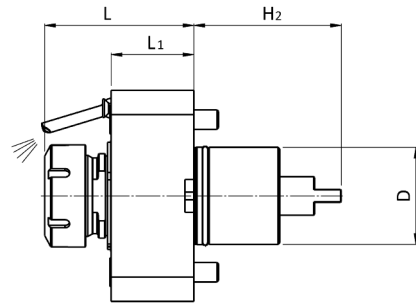




NL / NLX 1500 - 12 station
 NL / NLX 2000 - 12 station
 NL / NLX 2500 - 12 station
 NL / NLX 3000 - 12 station
 NLX 4000
 NT 4000 / 4200 / 4250 / 4300 / 5000 / 5400
 NZL 2000 / 2500
 NZX 2500 - 12 station


NL	Version	Tools Clamping	Center Height	Max. speed	Ratio	External	Internal	Page
 0°		ER25 - DIN6499		10000rpm	i=1:1	RAPPH 25 221UNL	RAPPH 25 231UNL	4
		ER32 - DIN6499		10000rpm	i=1:1	RAPPH 32 221UNL	RAPPH 32 231UNL	4
		ER40 - DIN6499		10000rpm	i=1:1	RAPPH 40 121UNL	RRPPH 40 131UNL	4
		Ø20mm - DIN1835		10000rpm	i=1:1	RAPWH 20 121UNL	RAPWH 20 131UNL	5
		Ø25mm - DIN1835		10000rpm	i=1:1	RAPWH 25 121UNL	RAPWH 25 131UNL	5
		Ø1" - DIN1835		10000rpm	i=1:1	RAPWH 1" 121UNL	RAPWH 1" 131UNL	5
		ISO26623 - C5		10000rpm	i=1:1	RAPCH C5 121UNL	RAPCH C5 131UNL	6
		ISO26623 - C4		10000rpm	i=1:1	RAPCH C4 121UNL	RAPCH C4 131UNL	6
		Ø22mm - DIN6358		10000rpm	i=1:1	RAPFS 22 121UNL		7
		Ø27mm - DIN6358		10000rpm	i=1:1	RAPFS 27 121UNL		7
 0° Offset		ER32 - DIN6499		10000rpm	i=1:1	RAPPDZ32 121UNL/45		7
 0° Double		ER25 - DIN6499		6000rpm	i=1:1	RAPPTY 25 121UNL	RAPPTY 25 131UNL	8
 90°		ER25 - DIN6499	90mm	10000rpm	i=1:1	RRPPH 25 121UNL	RRPPH 25 131UNL	9
		ER32 - DIN6499	90mm	10000rpm	i=1:1	RRPPH 32 121UNL	RRPPH 32 131UNL	9
		ER40 - DIN6499	90mm	10000rpm	i=1:1	RRPPH 40 121UNL	RRPPH 40 131UNL	9
		Ø20mm - DIN1835	90mm	10000rpm	i=1:1	RRPWH 20 121UNL	RRPWH 20 131UNL	10
		Ø25mm - DIN1835	90mm	10000rpm	i=1:1	RRPWH 25 121UNL	RRPWH 25 131UNL	10
		Ø1" - DIN1835	90mm	10000rpm	i=1:1	RRPWH 1" 121UNL	RRPWH 1" 131UNL	10
		ISO26623 - C5	90mm	10000rpm	i=1:1	RRPCH C5 121UNL	RRPCH C5 131UNL	11
		ISO26623 - C4	90mm	10000rpm	i=1:1	RRPCH C4 121UNL	RRPCH C4 131UNL	11
		ER32 - DIN6499	100mm	10000rpm	i=1:1	RRPPAH32 321UNL	RRPPAH32 331UNL	12
		Ø16mm - DIN6358	90mm	6000rpm	i=1:1	RRPFS 16 121UNL		13
 90° Double		ER32 - DIN6499	90mm	10000rpm	i=1:1	RRPPTH32 121UNL		13
		ER40 - DIN6499	90mm	10000rpm	i=1:1	RRPPTH40 121UNL		13
 Multispindle 90°		ER25 - DIN6499	90mm	6000rpm	i=1:1	RRPPTY 25 121UNL		14
		ER20 - DIN6499	55/90/125mm	6000rpm	i=1:1	RRPPTQ 20 121UNL		14
 ±90°		ER25 - DIN6499		10000rpm	i=1:1	ROPFH 25 121UNL	ROPFH 25 131UNL	15
 Gear Hobber		Ø16mm		3000rpm	i=2:1	RRPCS 16 323UNL		16
		Ø22mm		3000rpm	i=2:1	RRPCS 22 323UNL		16
		Ø27mm		3000rpm	i=2:1	RRPCS 27 323UNL		16
		Ø32mm		3000rpm	i=2:1	RRPCS 32 323UNL		16
		Ø0.75"		3000rpm	i=2:1	RRPCS 0.75" 323UNL		16
		Ø1"		3000rpm	i=2:1	RRPCS 1" 323UNL		16
		Ø1.25		3000rpm	i=2:1	RRPCS 1.25" 323UNL		16

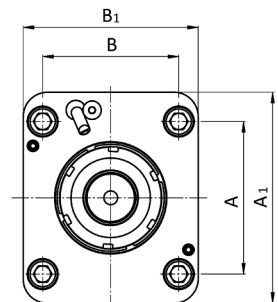
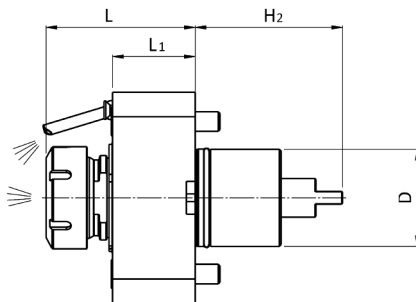
NL / NLX 1500 - 12 station
 NL / NLX 2000 - 12 station
 NL / NLX 2500 - 12 station
 NL / NLX 3000 - 12 station
 NLX 4000
 NT 4000 / 4200 / 4250 / 4300 / 5000 / 5400
 NZL 2000 / 2500
 NZX 2500 - 12 station



NL	Version	Tools Clamping	Center Height	Coolant	ALGRA Part No.	DMG MORI Part No.	Page
	O.D. cutting holder	□ 20mm		External	E10/US 20 NLX70	T00187	18
		□ 25mm		External	E10/US 25 NLX70	T00186	18
		□ 0.75"		External	E10/US 0.75" NLX70	T00203	18
		□ 1"		External	E10/US 1" NLX70	T00202	18
		□ 25mm		External	E10/US 25 NLX90	T00385	18
	O.D. double holder	□ 20mm		External	E10/UD 20 NLX70	T00185	18
		□ 25mm		External	E10/UD 25 NLX70	T00184	18
		□ 0.75"		External	E10/UD 0.75" NLX70	T00201	18
		□ 1"		External	E10/UD 1" NLX70	T00199	18
	O.D. Y-axis double toolholders for both spindle	□ 25 mm		External	E10/UQ 25 NLX65	T00253	19
	Face and I.D. cutting holder	□ 20mm		External	E10/UA 20 NLX70	T03006	19
		□ 25mm		External	E10/UA 25 NLX90	T03005	19
		□ 0.75"		External	E10/UA 0.75" NLX70	T03014	19
		□ 1"		External	E10/UA 1" NLX90	T03013	19
	Cut-off holder	□ 25mm		External	E10/UT 25 NLX110	T00197	20
		□ 1"		External	E10/UT 1" NLX110	T00198	20
	Blade Holder	∅ 32mm		External	E10/TT 32 NL		20
	Boring Bar Holder	∅ 40mm	H:80mm	Int/Ext	E10/BS 40 NLX80	T10097 - T13128	21
		∅ 50mm	H:80mm	Int/Ext	E10/BS 50 NLX80	T10098 - T13139	21
		∅ 1.5"	H:80mm	Int/Ext	E10/BS 1.5" NLX80	T10101 - T13130	21
		∅ 2"	H:80mm	Int/Ext	E10/BS 2" NLX80	T10102 - T13140	21
		∅ 2.5"	H:80mm	Int/Ext	E10/BS 2.5" NLX80		21
		∅ 40mm	H:100mm	Int/Ext	E10/BS 40 NLX100	T10181	21
		∅ 1.5"	H:100mm	Int/Ext	E10/BS 1.5" NLX100	T10195	21
		∅ 40mm	H:120mm	Int/Ext	E10/BS 40 NLX120	T10113 - T13131	21
		∅ 50mm	H:120mm	Int/Ext	E10/BS 50 NLX120	T10114	21
		∅ 1.5"	H:120mm	Int/Ext	E10/BS 1.5" NLX120	T10134 - T13137	21
		∅ 2"	H:120mm	Int/Ext	E10/BS 2" NLX120	T10135	21
	Boring bar holder	∅ 32mm	H:80mm/125mm	Int/Ext	E10/BD 32 NLX80/125	T10096	21
		∅ 40mm	H:65mm/120mm	Int/Ext	E10/BD 40 NLX65/120		21
		∅ 1.25"	H80mm/125mm	Int/Ext	E10/BD 1.25" NLX80/125	T10100	21
		∅ 1.5"	H:65mm/120mm	Int/Ext	E10/BD 1.5" NLX65/120		21
	Boring bar holder	∅ 25 mm	H:60mm/95mm/130mm	External	E10/B3 25 NLX60/95/130		22
	Collet face drill holder	ER32	H:120mm	Int/Ext	E10/ER32D NL		22






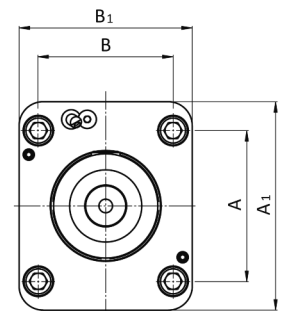
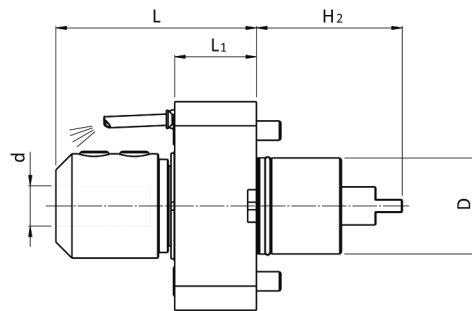
1/NL			Codice code - code - Bestell Nr.	D	ER	H	H1	H2	L (min-max)	L1	L2	A	B	A1	B1	A2	B2	M ₂ Nm	n ₂ min ⁻¹	P kW	
0°			RAPPH 25 221UNL	60	25			91	81,3-85	51		94	84	130	108			60	10000	10	
			RAPPH 32 221UNL	60	32			91	86,2-89,9	51		94	84	130	108				60	10000	10
			RAPPH 40 121UNL	60	40			91	88,3-92	51		94	84	130	108				60	10000	10




 EXTERNAL

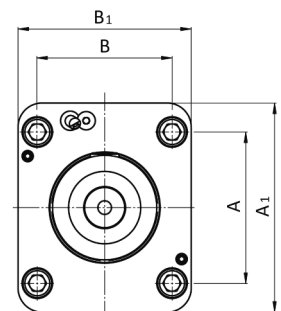
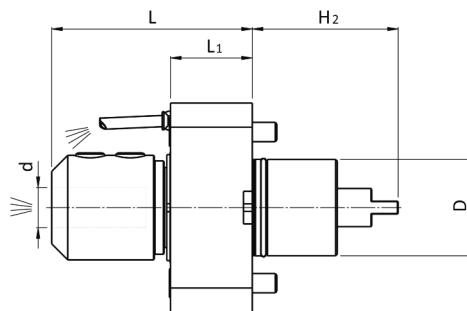







2/NL			Codice code - code - Bestell Nr.	D	ER	H	H1	H2	L (min-max)	L1	L2	A	B	A1	B1	A2	B2	M ₂ Nm	n ₂ min ⁻¹	P kW	
0°			RAPPH 25 231UNL	60	25			91	81,3-85	51		94	84	130	108			60	10000	10	
			RAPPH 32 231UNL	60	32			91	86,2-89,9	51		94	84	130	108				60	10000	10
			RAPPH 40 131UNL	60	40			91	88,3-92	51		94	84	130	108				60	10000	10

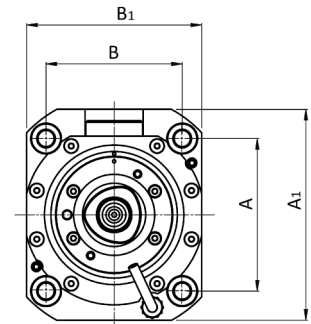
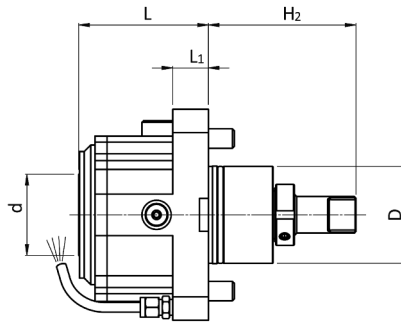
 INT./EXT.  80 bar  Filtration 30µm






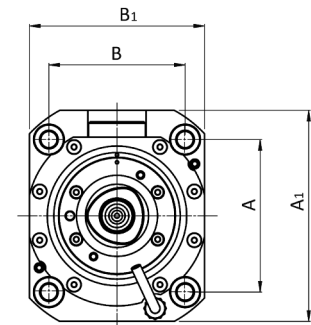
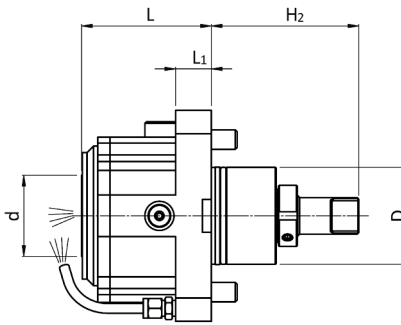
3/NL			Codice	D	d	H	H1	H2	L	L1	L2	A	B	A1	B1	A2	B2	M ₂	n ₂	P	
			code - code - Bestell Nr.															Nm	min-1	kW	
0°			RAPWH 20 121UNL	60	∅ 20			91	95	51		94	84	130	108			60	10000	10	
			RAPWH 25 121UNL	60	∅ 25			91	125,1	51		94	84	130	108				60	10000	10
			RAPWH 1" 121UNL	60	∅ 1"			91	125	51		94	84	130	108					60	10000
																					








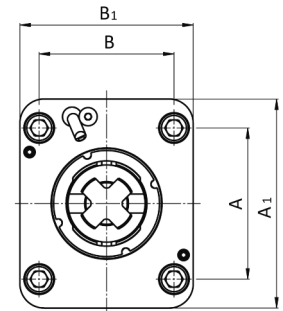
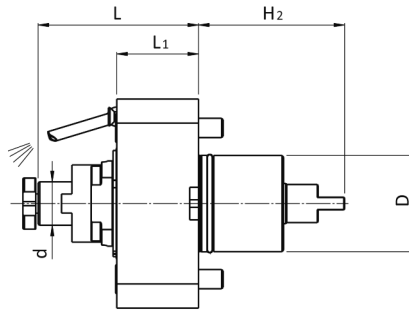
4/NL			Codice	D	d	H	H1	H2	L	L1	L2	A	B	A1	B1	A2	B2	M ₂	n ₂	P	
			code - code - Bestell Nr.															Nm	min-1	kW	
0°			RAPWH 20 131UNL	60	∅ 20			91	95	51		94	84	130	108			60	10000	10	
			RAPWH 25 131UNL	60	∅ 25			91	125,1	51		94	84	130	108				60	10000	10
			RAPWH 1" 131UNL	60	∅ 1"			91	125	51		94	84	130	108					60	10000
																					
																					
																					






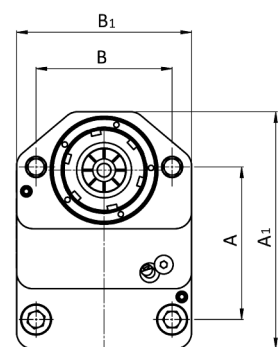
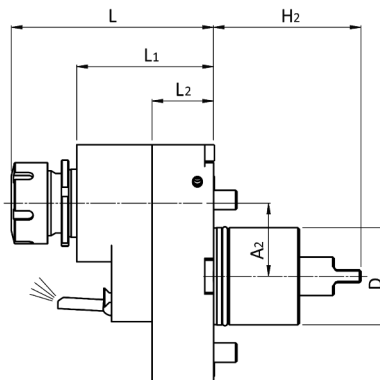
5/NL			Codice code - code - Bestell Nr.	D	d	H	H1	H2	L	L1	L2	A	B	A1	B1	A2	B2	M ₂ Nm	n ₂ min ⁻¹	P kW
0°	 ISO 26623	 +1 (1:1)	RAPCH C5 121UNL	60	C5			91	80	22		94	84	130	108			100	10000	5,2
			RAPCH C4 121UNL	60	C4			91	80	22		94	84	130	108				100	10000
 EXTERNAL																				






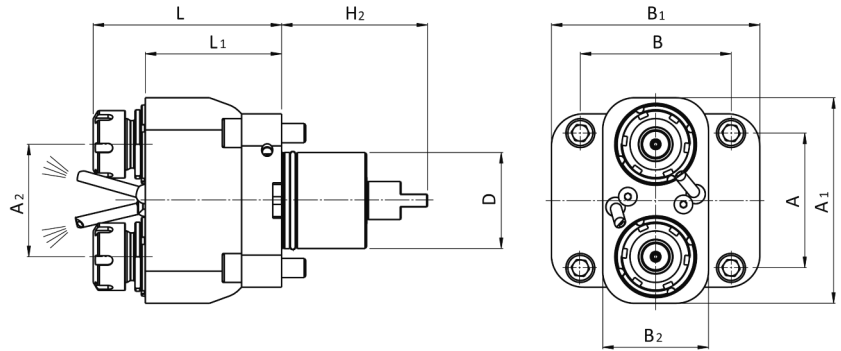
6/NL			Codice code - code - Bestell Nr.	D	d	H	H1	H2	L	L1	L2	A	B	A1	B1	A2	B2	M ₂ Nm	n ₂ min ⁻¹	P kW
0°	 ISO 26623	 +1 (1:1)	RAPCH C5 131UNL	60	C5			91	80	22		94	84	130	108			100	10000	5,2
			RAPCH C4 131UNL	60	C4			91	80	22		94	84	130	108				100	10000
 INT./EXT.																				
 80 bar																				
 Filtration 30µm																				







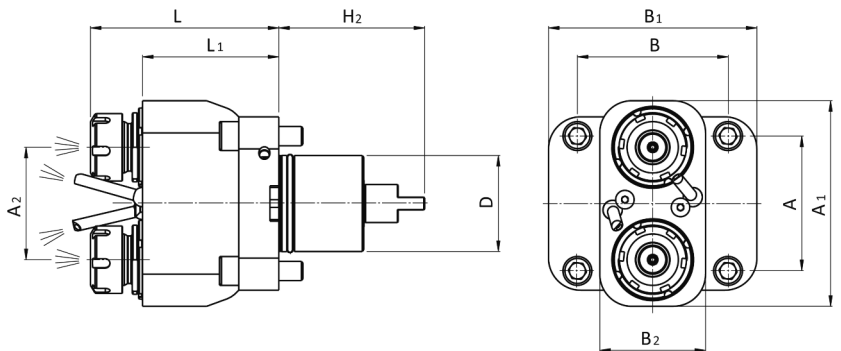
7/NL			Codice	D	d	H	H1	H2	L	L1	L2	A	B	A1	B1	A2	B2	M ₂	n ₂	P	
			code - code - Bestell Nr.															Nm	min-1	kW	
0°			RAPFS 22 121UNL	60	∅ 22			91	100	51		94	84	130	108			60	6000	10	
			RAPFS 27 121UNL	60	∅ 27			91	100	51		94	84	130	108				60	6000	10
																					









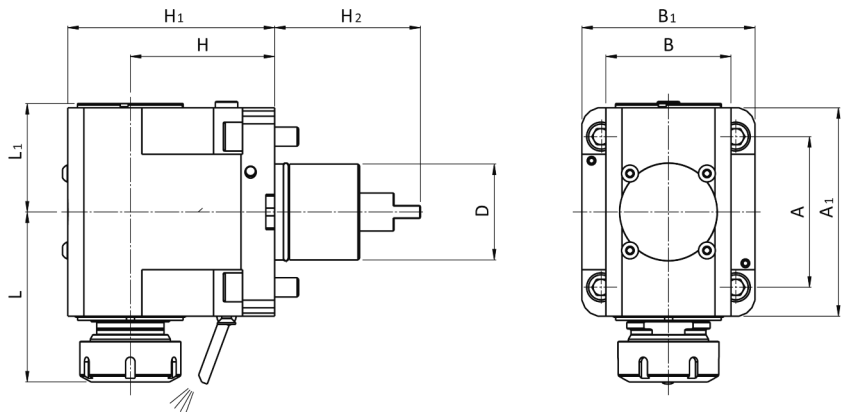
8/NL			Codice	D	ER	H	H1	H2	L	L1	L2	A	B	A1	B1	A2	B2	M ₂	n ₂	P	
			code - code - Bestell Nr.						(min-max)									Nm	min-1	kW	
0°			RAPPDZ32 121UNL/45	60	32			91	121,3-125	84,5	38	94	84	146	108	45		100	10000	10	
																					






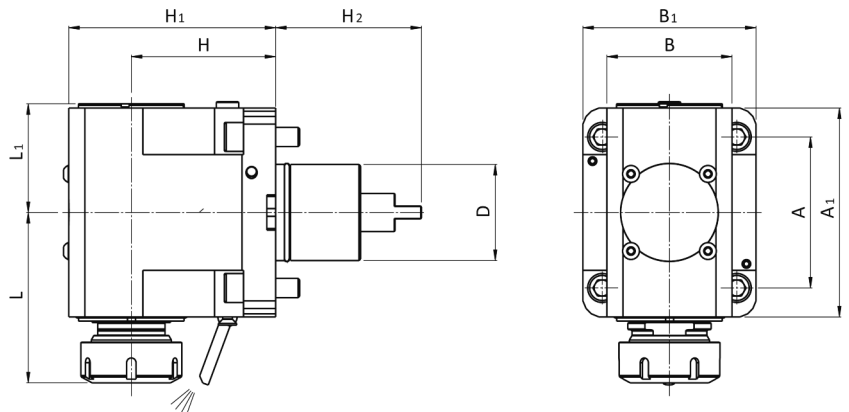
9/NL			Codice	D	ER	H	H1	H2	L	L1	L2	A	B	A1	B1	A2	B2	M ₂	n ₂	P
			code - code - Bestell Nr.						(min-max)									Nm	min-1	kW
   DIN 6499 -1 (1:1)			RAPPTY25 121UNL	60	25			91	113,8-117,5	85		84	94	108	130	70	66	40	6000	10
 EXTERNAL																				








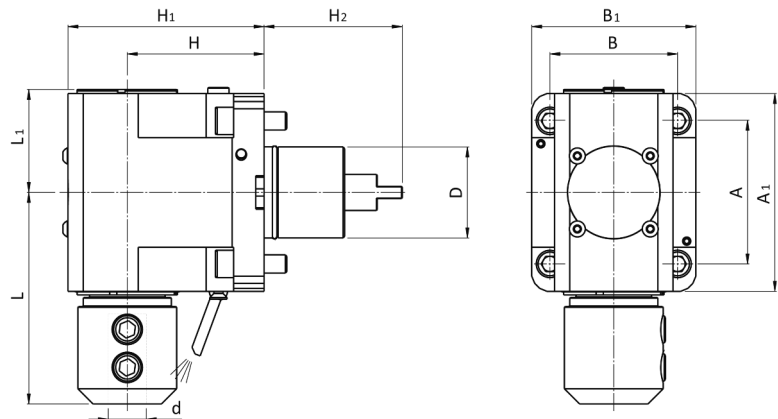
10/NL			Codice	D	ER	H	H1	H2	L	L1	L2	A	B	A1	B1	A2	B2	M ₂	n ₂	P
			code - code - Bestell Nr.						(min-max)									Nm	min-1	kW
   DIN 6499 -1 (1:1)			RAPPTY25 131UNL	60	25			91	113,8-117,5	85		84	94	108	130	70	66	40	6000	10
   INT./EXT. 80 bar Filtration 30µm																				






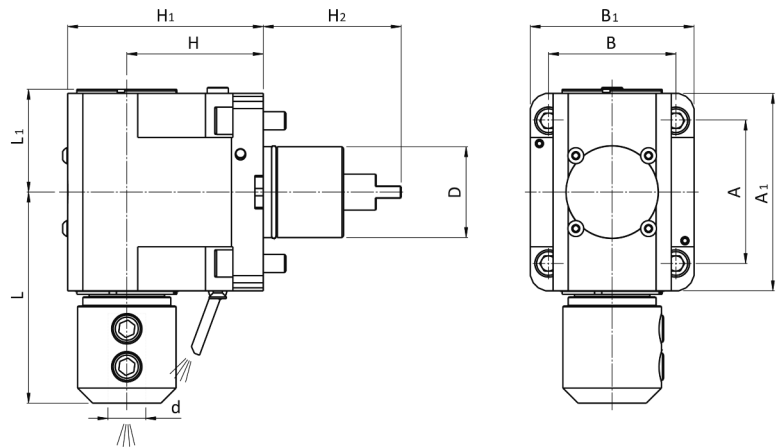

11/NL			Codice	D	ER	H	H1	H2	L	L1	L2	A	B	A1	B1	A2	B2	M ₂	n ₂	P
			code - code - Bestell Nr.						(min-max)									Nm	min-1	kW
90°			RRPPH 25 121UNL	60	25	90	129	91	95,3-99	67,7		94	84	130	108			60	10000	10
			RRPPH 32 121UNL	60	32	90	129	91	100-103,9	67,7		94	84	130	108			60	10000	10
			RRPPH 40 121UNL	60	40	90	129	91	102,3-106	67,7		94	84	130	108			60	10000	10
																				








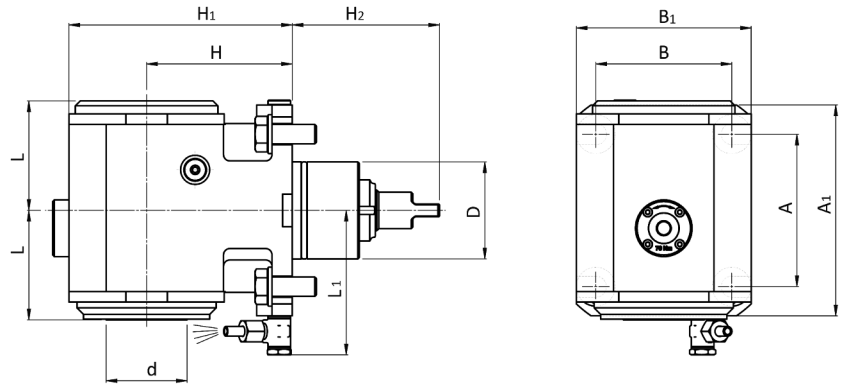
12/NL			Codice	D	ER	H	H1	H2	L	L1	L2	A	B	A1	B1	A2	B2	M ₂	n ₂	P
			code - code - Bestell Nr.						(min-max)									Nm	min-1	kW
90°			RRPPH 25 131UNL	60	25	90	129	91	95,3-99	66,6		94	84	130	108			60	10000	10
			RRPPH 32 131UNL	60	32	90	129	91	100-103,9	66,6		94	84	130	108			60	10000	10
			RRPPH 40 131UNL	60	40	90	129	91	102,3-106	66,6		94	84	130	108			60	10000	10
																				







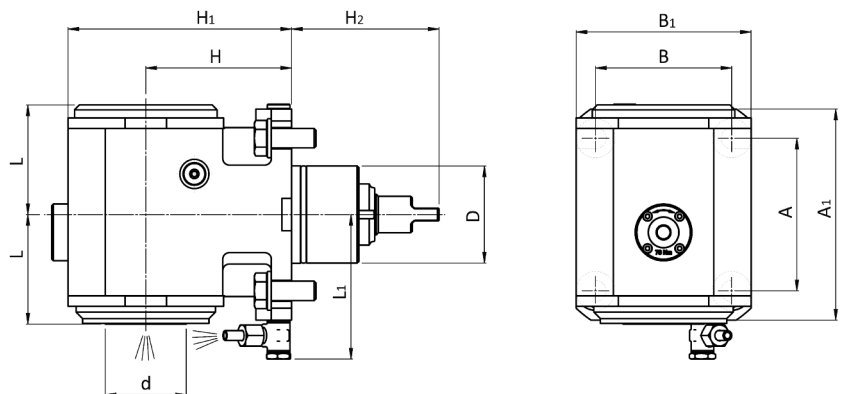
13/NL			Codice	D	d	H	H1	H2	L	L1	L2	A	B	A1	B1	A2	B2	M ₂	n ₂	P	
			code - code - Bestell Nr.															Nm	min-1	kW	
90°	 DIN 1835	 -1 (1:1)	RRPWH 20 121UNL	60	∅ 20	90	129	91	109	67,7		94	84	130	108			60	10000	10	
			RRPWH 25 121UNL	60	∅ 25	90	129	91	139	67,7			94	84	130	108			60	10000	10
			RRPWH 1" 121UNL	60	∅ 1"	90	129	91	139	67,7				94	84	130	108			60	10000
 EXTERNAL																					









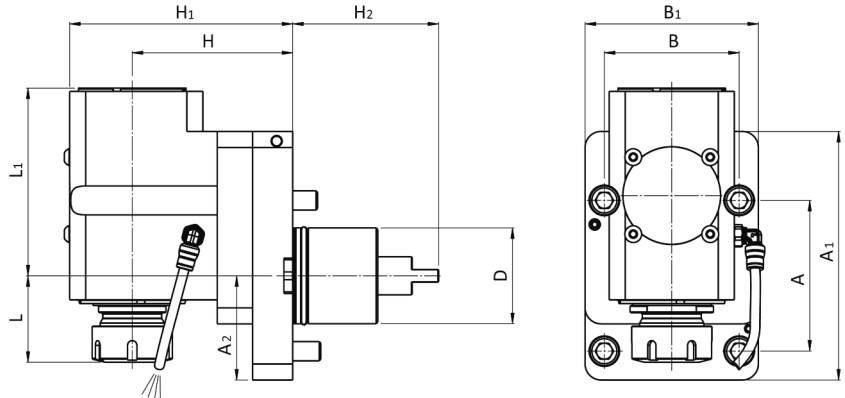
14/NL			Codice	D	d	H	H1	H2	L	L1	L2	A	B	A1	B1	A2	B2	M ₂	n ₂	P	
			code - code - Bestell Nr.															Nm	min-1	kW	
90°	 DIN 1835	 -1 (1:1)	RRPWH 20 131UNL	60	∅ 20	90	129	91	109	66,6		94	84	130	108			60	10000	10	
			RRPWH 25 131UNL	60	∅ 25	90	129	91	139	66,6			94	84	130	108			60	10000	10
			RRPWH 1" 131UNL	60	∅ 1"	90	129	91	139	66,6				94	84	130	108			60	10000
 INT./EXT.																					
 80 bar																					
 Filtration 30µm																					






15/NL		Codice code - code - Bestell Nr.	D	d	H	H1	H2	L	L1	L2	A	B	A1	B1	A2	B2	M ₂ Nm	n ₂ min ⁻¹	P kW	
 90°	 ISO 26623	 -1 (1:1)	RRPCH C5 121UNL	60	C5	90	138	91	68	89	94	84	130	108			100	10000	5,2	
			RRPCH C4 121UNL	60	C4	90	138	91	68	89	94	84	130	108					100	10000
 EXTERNAL																				

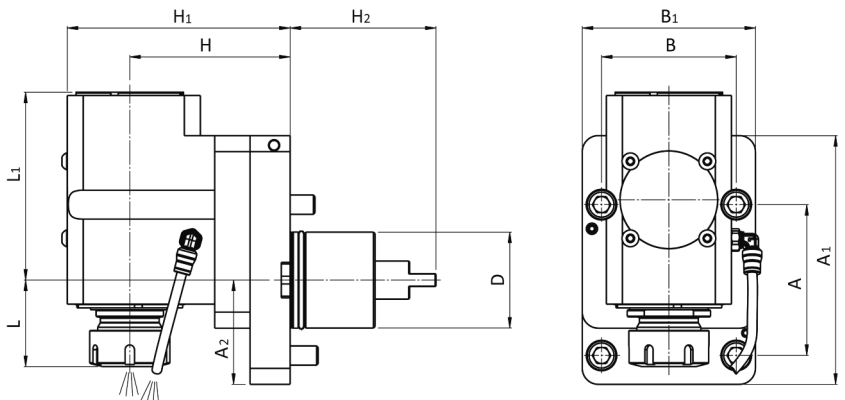




16/NL		Codice code - code - Bestell Nr.	D	d	H	H1	H2	L	L1	L2	A	B	A1	B1	A2	B2	M ₂ Nm	n ₂ min ⁻¹	P kW
 90°	 ISO 26623	 -1 (1:1)	RRPCH C5 131UNL	60	C5	90	138	91	68	89	94	84	130	108			100	10000	5,2
			RRPCH C4 131UNL	60	C4	90	138	91	68	89	94	84	130	108					100
 INT./EXT.		 80 bar		 Filtration 30µm															






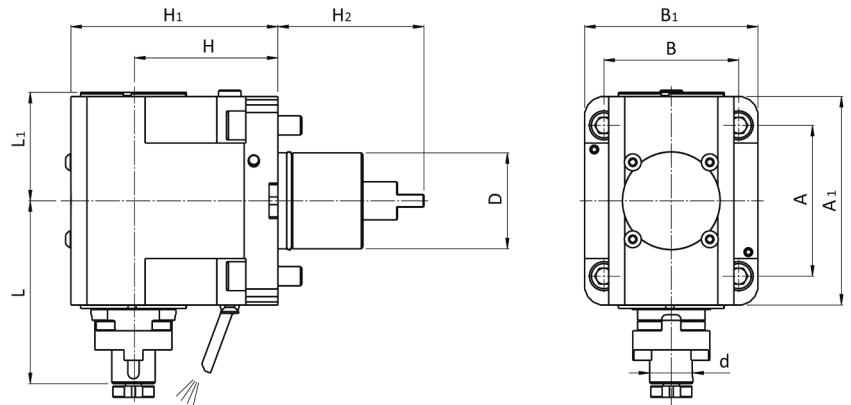
17/NL		Codice code - code - Bestell Nr.	D	ER	H	H1	H2	L (min-max)	L1	L2	A	B	A1	B1	A2	B2	M ₂ Nm	n ₂ min ⁻¹	P kW	
90°  DIN 6499  +1 (1:1)		RRPPAH32 321UNL	60	32	100	139	91	50,2-53,9	117			94	84	155	108	65		60	10000	10




 EXTERNAL

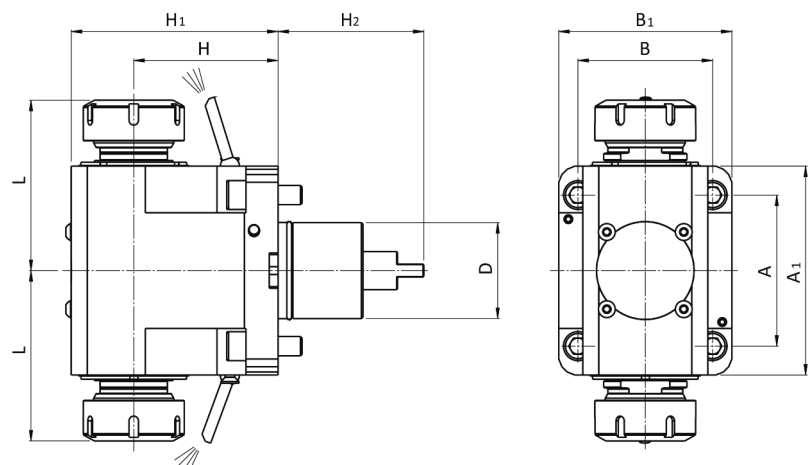





18/NL		Codice code - code - Bestell Nr.	D	ER	H	H1	H2	L (min-max)	L1	L2	A	B	A1	B1	A2	B2	M ₂ Nm	n ₂ min ⁻¹	P kW	
90°  DIN 6499  +1 (1:1)		RRPPAH32 331UNL	60	32	100	139	91	50,2-53,9	117			94	84	155	108	65		60	10000	10

 INT./EXT.
 80 bar
 Filtration 30µm

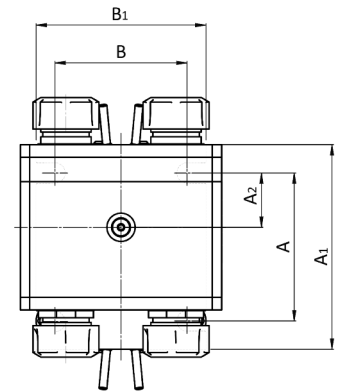
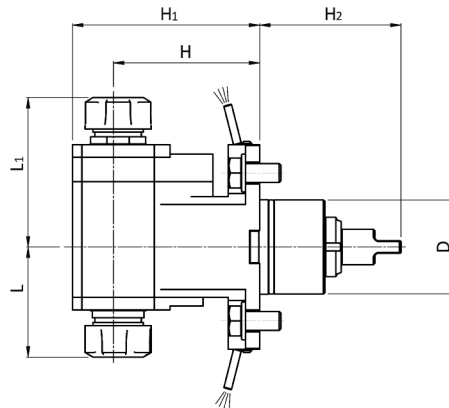






19/NL		Codice	D	d	H	H1	H2	L	L1	L2	A	B	A1	B1	A2	B2	M ₂	n ₂	P		
		code - code - Bestell Nr.															Nm	min-1	kW		
 90°	 DIN 6358	 -1 (1:1)	RRPFS 16 121UNL	60	∅ 16	90	129	91	110	67,7		94	84	130	108			60	6000	10	
			RRPFS 22 121UNL	60	∅ 22	90	129	91	114	67,7			94	84	130	108			60	6000	10
			RRPFS 27 121UNL	60	∅ 27	90	129	91	114	67,7			94	84	130	108			60	6000	10

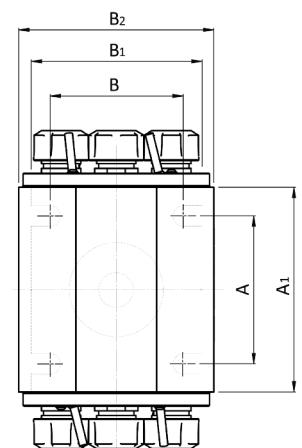
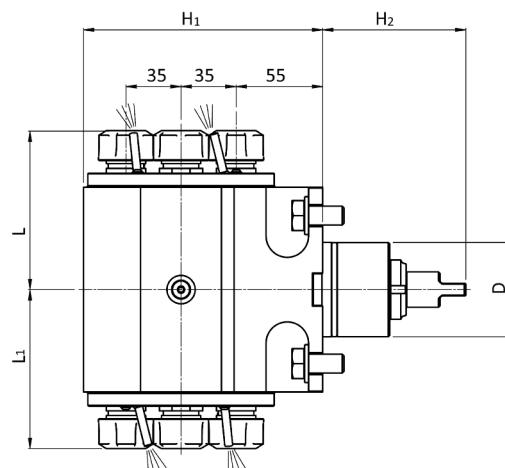






20/NL		Codice	D	ER	H	H1	H2	L	L1	L2	A	B	A1	B1	A2	B2	M ₂	n ₂	P	
		code - code - Bestell Nr.						(min-max)									Nm	min-1	kW	
 90°	 DIN 6499	 ±1 (1:1)	RRPPTH32 121UNL	60	32	90	129	91	100-103,9			94	84	130	108			60	10000	10
			RRPPTH40 121UNL	60	40	90	129	91	102,3-106				94	84	130	108			60	10000

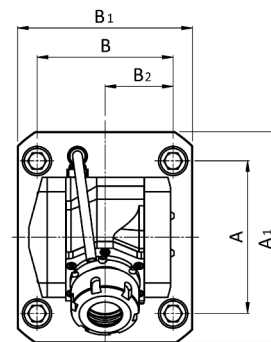
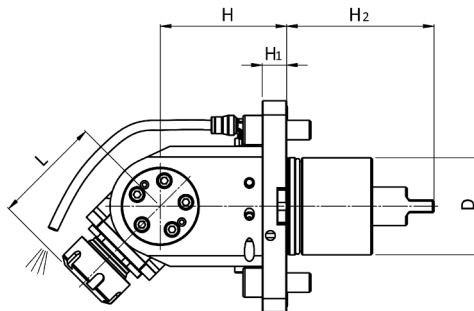








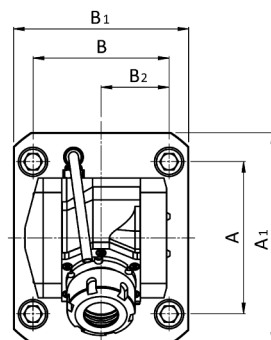
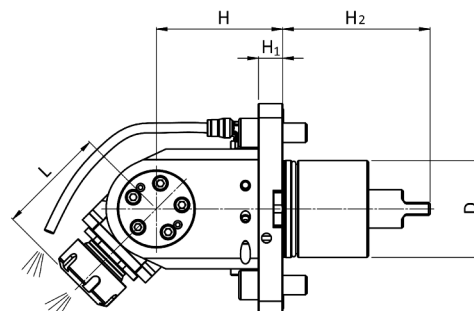
21/NL		Codice code - code - Bestell Nr.	D	ER	H	H1	H2	L (min-max)	L1 (min-max)	A	B	A1	B1	A2	B2	M ₂ Nm	n ₂ min-1	P kW	
90°	 DIN 6499	RRPPTY25 121UNL	60	25	90	119	91	66,3÷70	91,3÷95	94	84	130	108	34,5		40	6000	2,1	
	 +1 (1:1)																		









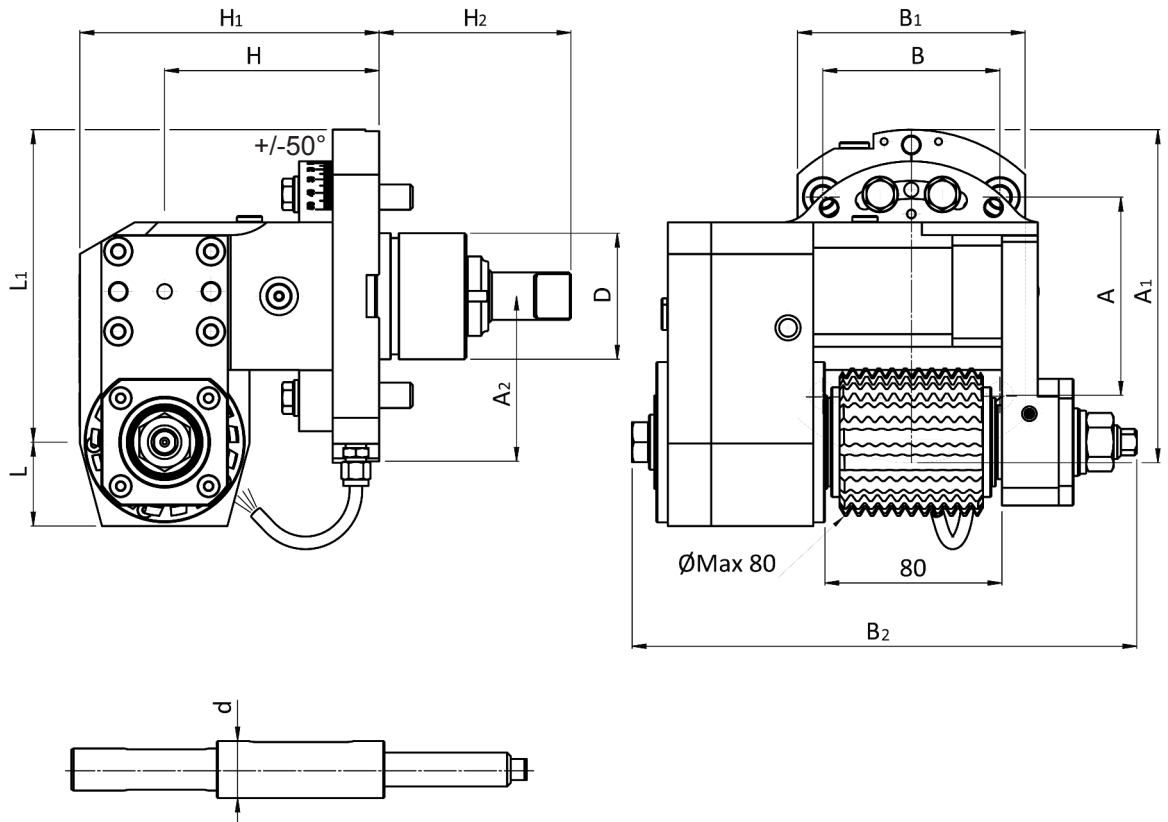
22/NL		Codice code - code - Bestell Nr.	D	ER	H	H1	H2	L (min-max)	L1 (min-max)	A	B	A1	B1	A2	B2	M ₂ Nm	n ₂ min-1	P kW	
90°	 DIN 6499	RRPPTQ20 121UNL	60	20				97,3÷101	97,3÷101	94	84	130	108		124	20	6000	1,1	
	 +1 (1:1)																		



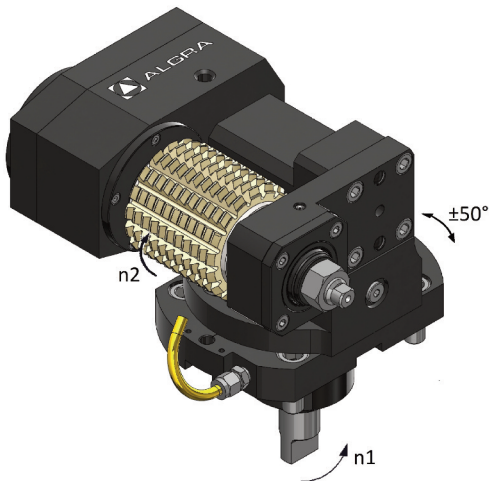
23/NL			Codice	D	ER	H	H1	H2	L	L1	L2	A	B	A1	B1	A2	B2	M ₂	n ₂	P	
			code - code - Bestell Nr.						(min-max)									Nm	min-1	kW	
  			ROPPH 25 121UNL	60	25	78	15	91	63,5-67,2			94	84	130	108		42	25	10000	4	
																					







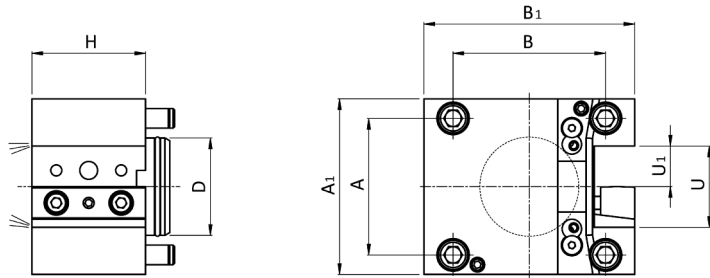
24/NL			Codice	D	ER	H	H1	H2	L	L1	L2	A	B	A1	B1	A2	B2	M ₂	n ₂	P	
			code - code - Bestell Nr.						(min-max)									Nm	min-1	kW	
  			ROPPH 25 131UNL	60	25	78	15	91	63,5-67,2			94	84	130	108		42	25	10000	4	
  																					

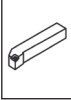



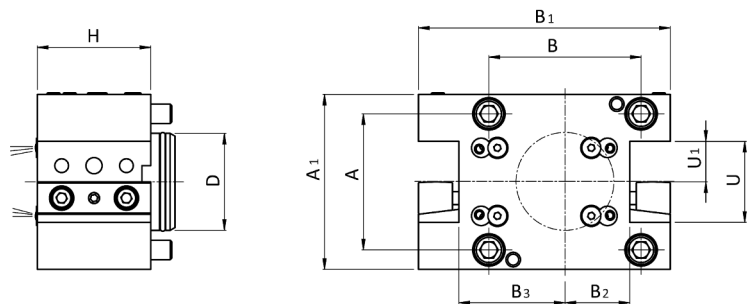
16

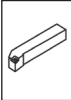



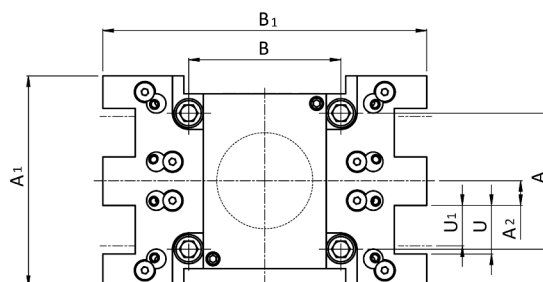
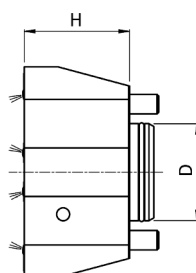

25/NL			Codice	D	d	H	H1	H2	L	L1	L2	A	B	A1	B1	A2	B2	M ₂	n ₂	P
			code - code - Bestell Nr.															Nm	min ⁻¹	kW
		 +0.5 (2:1)	RRPCS 16 323UNL	60	Ø16	101,77	141,8	91	40	148		94	84	158	108	78,3	240	110	3000	
			RRPCS 22 323UNL	60	Ø22	101,77	141,8	91	40	148		94	84	158	108	78,3	240	110	3000	
			RRPCS 27 323UNL	60	Ø27	101,77	141,8	91	40	148		94	84	158	108	78,3	240	110	3000	
 EXTERNAL			RRPCS 32 323UNL	60	Ø32	101,77	141,8	91	40	148		94	84	158	108	78,3	240	110	3000	
			RRPCS 0.75" 323UNL	60	Ø0.75"	101,77	141,8	91	40	148		94	84	158	108	78,3	240	110	3000	
			RRPCS 1" 323UNL	60	Ø1"	101,77	141,8	91	40	148		94	84	158	108	78,3	240	110	3000	
			RRPCS 1.25" 323UNL	60	Ø1.25"	101,77	141,8	91	40	148		94	84	158	108	78,3	240	110	3000	



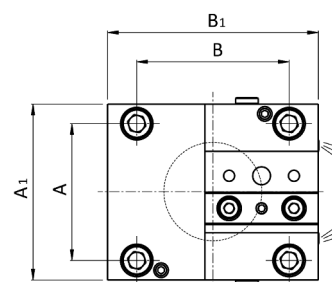
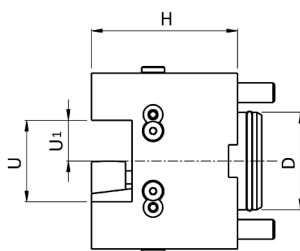
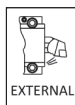
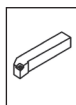
101/NL		Codice code - code - Bestell Nr.	DMG MORI Part. No.	D	U	U1	U2	H	H1	H2	H3	A	B	A1	B1	A2	B2	B3
  EXTERNAL	E10/US 20 NLX70	T00187		60	40	20		70				84	94	108	130			
	E10/US 25 NLX70	T00186		60	50	25		70				84	94	108	130			
	E10/US 0.75" NLX70	T00203		60	1.5"	0.75"		70				84	94	108	130			
	E10/US 1" NLX70	T00202		60	2"	1"		70				84	94	108	130			
	E10/US 25 NLX90	T00385		60	50	25		90				84	94	108	130			



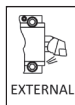
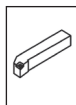
102/NL		Codice code - code - Bestell Nr.	DMG MORI Part. No.	D	U	U1	U2	H	H1	H2	H3	A	B	A1	B1	A2	B2	B3
  EXTERNAL	E10/UD 20 NLX70	T00185		60	40	20		70				84	94	108	156		40	65,5
	E10/UD 25 NLX70	T00184		60	50	25		70				84	94	108	155,5		40	65,5
	E10/UD 0.75" NLX70	T00201		60	1.5"	0.75"		70				84	94	108	156		40	65,5
	E10/UD 1" NLX70	T00199		60	2"	1"		70				84	94	108	156		40	65,5

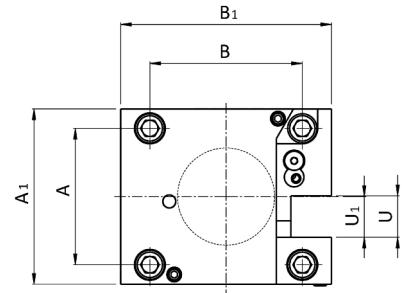
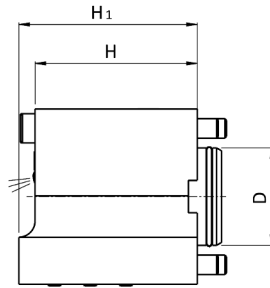




103/NL	Codice code - code - Bestell Nr.	DMG MORI Part. No.	D	U	U1	U2	H	H1	H2	H3	A	B	A1	B1	A2	B2	B3
E10/UQ 25 NLX65		T00253	60	30	25		65				84	94	130	200	15		

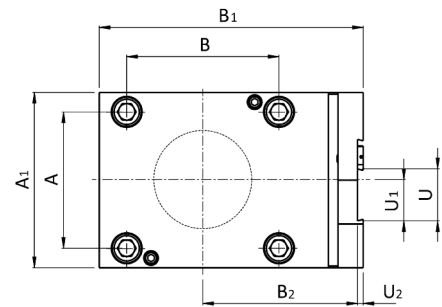
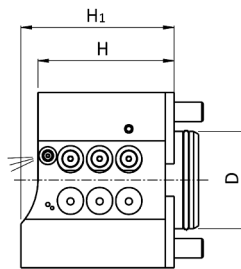




104/NL	Codice code - code - Bestell Nr.	DMG MORI Part. No.	D	U	U1	U2	H	H1	H2	H3	A	B	A1	B1	A2	B2	B3
E10/UA 20 NLX70		T03006	60	40	20		70				84	94	108	130			
E10/UA 25 NLX90		T03005	60	50	25		90				84	94	108	130			
E10/UA 0.75" NLX70		T03014	60	1.5"	0.75"		70				84	94	108	130			
E10/UA 1" NLX90		T03013	60	2"	1"		90				84	94	108	130			

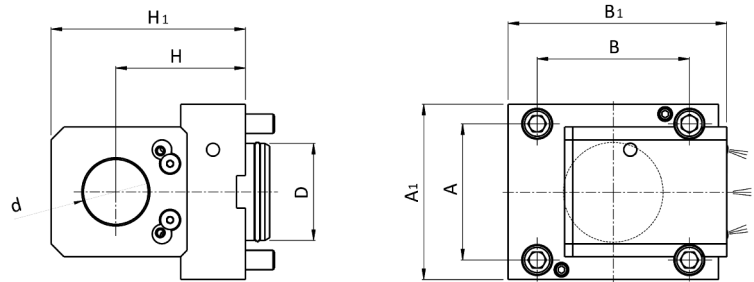







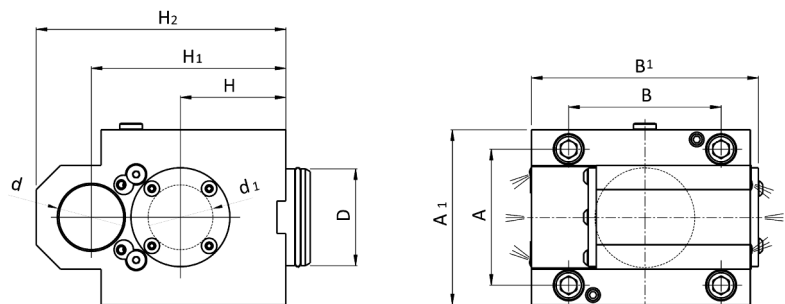
105/NL		Codice code - code - Bestell Nr.	DMG MORI Part. No.	D	U	U1	U2	H	H1	H2	H3	A	B	A1	B1	A2	B2	B3	
  EXTERNAL	E10/UT 25 NLX110	T00197		60	26	25		100	110			84	94	108	130				
	E10/UT 1" NLX110	T00198		60	26	1"		100	110			84	94	108	130				

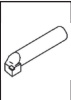



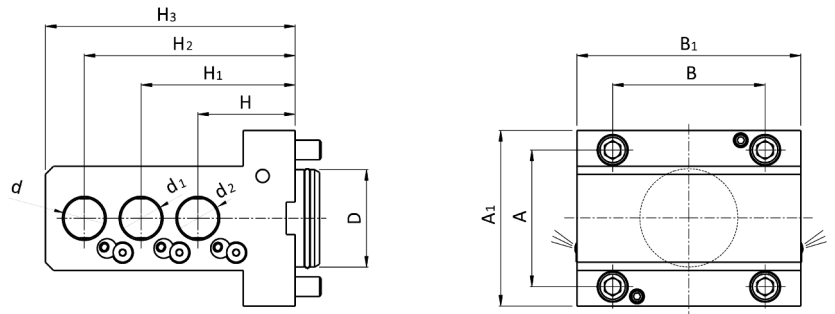

106/NL		Codice code - code - Bestell Nr.	DMG MORI Part. No.	D	U	U1	U2	H	H1	H2	H3	A	B	A1	B1	A2	B2	B3	
  EXTERNAL	E10/TT 32 NL			60	32	25	2,36	84,1	94,6			84	94	108	163		95,5		




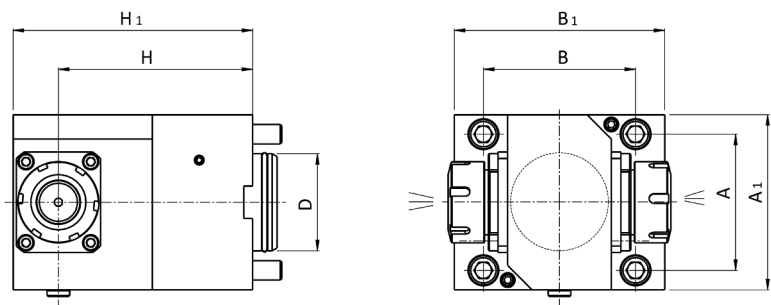
107/NL		Codice code - code - Bestell Nr.	DMG MORI Part. No.	D	d	d1	d2	H	H1	H2	H3	A	B	A1	B1	A2	B2	B3	
  INT./EXT.	E10/BS 40 NLX80	T10097 - T13128	60	∅40				80	120			84	94	108	135				
	E10/BS 50 NLX80	T10098 - T13139	60	∅50				80	120			84	94	108	135				
	E10/BS 1.5" NLX80	T10101 - T13130	60	∅1.5"				80	120			84	94	108	135				
	E10/BS 2" NLX80	T10102 - T13140	60	∅2"				80	120			84	94	108	135				
	E10/BS 2.5" NLX80		60	∅2.5"				80	126			84	94	108	140				
	E10/BS 40 NLX100	T10181	60	∅40				100	140				84	94	108	140			
	E10/BS 1.5" NLX100	T10195	60	∅1.5"				100	140				84	94	108	140			
	E10/BS 40 NLX120	T10113 - T13131	60	∅40				120	154				84	94	108	135			
	E10/BS 50 NLX120	T10114	60	∅50				120	154				84	94	108	135			
	E10/BS 1.5" NLX120	T10134 - T13137	60	∅1.5"				120	154				84	94	108	135			
	E10/BS 2" NLX120	T10135	60	∅2"				120	154				84	94	108	135			





108/NL		Codice code - code - Bestell Nr.	DMG MORI Part. No.	D	d	d1	d2	H	H1	H2	H3	A	B	A1	B1	A2	B2	B3
  INT./EXT.	E10/BD 32 NLX80/125	T10096	60	∅32	∅32			80	125	154		84	94	108	140			
	E10/BD 40 NLX65/120		60	∅40	∅40			65	120	154		84	94	108	140			
	E10/BD 1.25" NLX80/125	T10100	60	∅1.25"	∅1.25"			80	125	154		84	94	108	140			
	E10/BD 1.5" NLX65/120		60	∅1.5"	∅1.5"			65	120	154		84	94	108	140			



109/NL	Codice code - code - Bestell Nr.	DMG MORI Part. No.	D	d	d1	d2	H	H1	H2	H3	A	B	A1	B1	A2	B2	B3
  EXTERNAL	E10/B3 25 NLX60/95/130		60	Ø 25	Ø 25	Ø 25	60	95	130	154	84	94	108	138			



110/NL	Codice code - code - Bestell Nr.	DMG MORI Part. No.	D	ER		H	H1	H2	H3	A	B	A1	B1	A2	B2	B3
  DIN 6499 INT./EXT.	E10/ER32D NL		60	32		120	184			84	94	108	130			


**La produzione:
il lavoro**Production:
work

La produzione viene sviluppata nella moderna struttura a temperatura controllata di Almenno San Salvatore, mentre negli stabilimenti di Brembilla (I-Bergamo) vengono effettuate le lavorazioni di montaggio ed assemblaggio di gruppi completi. La superficie coperta delle strutture è di mq. 15.000, dei quali mq. 1.000 sono adibiti agli uffici amministrativi, commerciali e tecnici. L'attività produttiva si svolge con l'utilizzo di impianti e macchinari CNC costantemente aggiornati alle nuove tecnologie ed in grado di sviluppare le seguenti lavorazioni:

- Asportazione di truciolo
- Elettroerosione
- Tornitura orizzontale e verticale
- Fresatura universale 5 assi
- Fresatura/tornitura
- Lappatura per fori e piani
- Rettifica in tondo interno ed esterno
- Rettifica in tangenziale oltre al montaggio di gruppi e sottogruppi completi.

The production is developed in the modern, temperature controlled facility in Almenno San Salvatore, with Brembilla factories there are the assembly operations and the assembly of complete groups. The facilities covered area is of 15,000 sqm., 1,000 sqm. of which are used for the administrative commercial and technical offices. The production cycle takes place with the use of CNC fixtures and equipment constantly updated with new technologies and able to develop the following machining:

- Chip machining
- Electroerosion
- Horizontal and vertical turning
- 5-axis universal milling
- Milling/turning
- Lapping for holes and plane surfaces
- Cylindrical internal and external grinding
- Tangential grinding in addition to the assembly of complete groups and subassemblies.

**Certificazioni:
uno standard
qualitativo**Certification:
a quality
standard

La tecnologia avanzata svolge un ruolo chiave nell'obiettivo di incrementare il proprio valore, quello dei propri prodotti, dei servizi e della capacità del personale, operando nel rispetto delle norme UNI EN ISO 9001:2008 e ISO 14001:2004. L'alto livello di sensibilità verso il rispetto delle regole di sicurezza e dell'ambiente è presente ed immediatamente percepito in tutte le strutture aziendali.

Advanced technology plays a key role aiming to increase its value and the products, services and staff capacity value, operating in compliance with UNI EN ISO 9001:2008 and ISO 14001:2004.

The high level of sensitivity towards the observance of safety rules and the environment is present and perceived immediately in all facilities.



UNI EN ISO 9001:2008 - Cert. n° 0141



UNI EN ISO 14001:2004 - Cert. n° 0270A



ALGRA S.p.A. Divisione accessori
Via Manzoni, 41 24031 Almenno S. Salvatore (BG)
Tel. +39 035.64.20.51 • Fax +39 035.64.01.28
algra.accessori@algra.it - www.algra.it